


2017

2017年

食品安



“

”


”

2017

# 全热点科学解读



# 2017



1821

2016

1.64%



2017



2




2017 8

"

"

2012



SM





8

" " " "

8 15

22

70 CFU/g

(225g/ )

1.8

" " 2017 1

" " " "

" " " "

"

" "



2017



4



12 10

Lactalis

12

26

7000



4 7

FAO/WHO

FAO/WHO 2004

A

GB 23790-2010



# 2017



# 5



10 30

1



EB

1

"

"

1



1

"

"

SM



2017



6



11

"

"

"

"

"

"

"

"



**舆情话题趋势图**

**时间地域声量排行图**  
相关舆情热度较高地区

北京  
贵州  
上海  
河北



"

SM





2017



12

GB 2760-2014

≤ 100 mg/kg

9

"

26

"

9

9

6.1 mg/kg



16

6.36

mg/kg



2017




863

SM

2017



9




12



" "









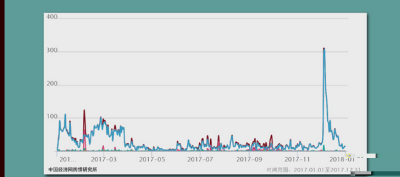
2017



“ ” “ ”

中国经济网舆情研究所监测数据显示  
2017年1月1日 - 12月26日

|   |   |   |
|---|---|---|
| <br>相关纸媒报道<br>25条    | <br>新闻网站文章<br>405篇 | <br>微信公众号文章<br>5814篇 |
| <br>微博原文、转发<br>6605条 | <br>博客<br>32篇      | <br>论坛发帖<br>15条      |



舆情话题趋势图



14%

